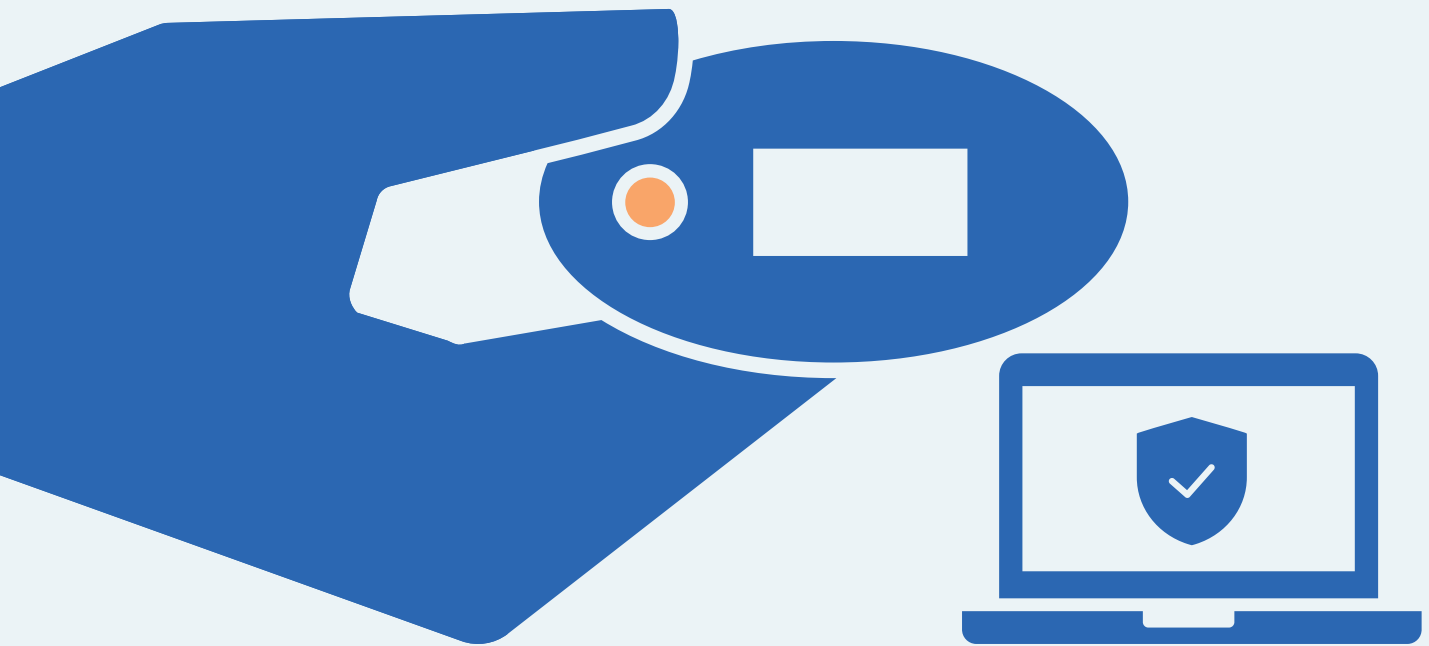


How to use the MitID code display

– When logging on or approving



How to use the MitID code display

MitID is Denmark's digital ID – and you need it when e.g. transferring money online through your bank, or when logging on to borger.dk

There are several ways to approve with MitID. One of them is using the MitID code display.




This is a step-by-step guide on how to use the MitID code display to log on to e.g. MitID.dk.

1. Click to log on

Go to the website you need to log on to. Typically, you log on in the top of the screen.

Most often it is called e.g. 'Log on', 'My Page' or 'My Overview'.



2. Wait until you are connected

If the circle is spinning, it means the connection is made to MitID.



3. Enter your user ID

Enter your user ID on the page. When you have entered your user ID, click Continue. Do not share your user ID with anyone – unless you contact the support.

USER ID

signesnye#id

CONTINUE



4. Read what you are about to approve

Always read what you are about to approve with MitID – to make sure that you are approving what you intend to.

Log on at MitID.dk

MitID 

 ONE-TIME PASSWORD

--	--	--	--	--	--


5. Find your one-time password on your code display

Hold your code display so the button is on your left. Press the button.




6. Enter the one-time password from your code display on the screen

Enter the 6 digit one-time password from the code display in the boxes on the screen. Click continue.

 ONE-TIME PASSWORD

1	3	4	2	4	6
---	---	---	---	---	---

CONTINUE →




7. Enter your password

Enter your password and click Approve. Do not share your password with anyone.

PASSWORD

..... show

APPROVE →



8. See the approval in the shield

You can see that you have approved something with MitID when the shield gets a tic. You are automatically put through and now logged on.



Keep your MitID safe

MitID satisfy the newest requirements for security. But you still hold the responsibility to keep your personal MitID safe.



Never give your MitID code display to others.



Never show your code display's one-time passwords to others.

USER ID

signesnye#id

Never share your password with others. **Never** share your user ID with others – unless you have contacted the support yourself.



Never approve anything with MitID on the background of a phone call, an email, or a visit from anyone who claims to be from your bank, the support or public authority.

Log on at MitID.dk

MitID

CONTINUE



Always read what you are about to approve with MitID.

Read more about MitID code display here:
MitID.dk/code-display-help

MitID